

Test gauge, copper alloy or stainless steel For low pressure ranges to 600 mbar, class 0.6 Models 610.20 and 630.20, NS 160

WIKAI data sheet PM 06.09



for further approvals
see page 3

Applications

- Precision measurement in laboratories
- High-accuracy pressure measurement
- For gaseous, dry and non-aggressive media
- Model 630.20 also for aggressive media

Special features

- Zero point setting in front
- Special connection location on request
- Low scale ranges from 0 ... 10 mbar



Test gauge model 610.20

Description

As class 0.6 test gauge series, the model 610.20 and 630.20 capsule pressure gauges are suitable for precision measurements in laboratories. They are based upon the proven capsule measuring system. On pressurisation, the expansion of the capsule element, proportional to the incident pressure, is transmitted to the movement and indicated.

The modular design enables a multitude of combinations of case materials, process connections, nominal sizes and scale ranges. Due to this high variance, the instrument is suitable for use in a wide range of applications within industry.

For mounting in control panels, the capsule pressure gauges can, depending on the process connection, be fitted with a surface mounting flange or with a triangular bezel and mounting bracket.

Standard version

Design

EN 837-3

Nominal size in mm

160

Accuracy class

0.6

Scale ranges

0 ... 10 mbar to 0 ... 600 mbar

or all other equivalent vacuum or combined pressure and vacuum ranges

Pressure limitation

Steady: Full scale value

Fluctuating: 0.9 x full scale value

Permissible temperature

Ambient: -20 ... +60 °C

Medium: ≤ 60 °C

Temperature effect

When the temperature of the measuring system deviates from the reference temperature (+20 °C): max. ±0.6 %/10 K of full scale value

Ingress protection per IEC/EN 60529

IP54

Process connection

Model 610.20: Copper alloy

Model 630.20: Stainless steel

Lower mount or lower back mount

G ½ B (male), SW 22

Pressure element

Dual capsule element, stainless steel

Movement

Copper alloy, with ball bearing

Zero point setting

In front

Dial

Aluminium, white, black lettering

Pointer

Knife edge pointer, aluminium, black

Case

Stainless steel

Window

Clear non-splintering plastic








Ring

Bayonet ring, stainless steel

Options

- Other process connection
- Stainless steel movement, with ball bearing
- Overload or vacuum safety with
 - scale ranges > 25 mbar: 10 x full scale value
 - scale ranges ≤ 25 mbar: 3 x full scale value
- Panel or surface mounting flange, stainless steel
- Triangular bezel with clamp, stainless steel
- Instrument glass or laminated safety glass window
- Bayonet lock bezel with lead seal

Approvals

Logo	Description	Country
	EU declaration of conformity ■ Pressure equipment directive PS > 200 bar; module A, pressure accessory	European Union
	EAC (option) Pressure equipment directive	Eurasian Economic Community
	GOST (option) Metrology, measurement technology	Russia
	KazInMetr (option) Metrology, measurement technology	Kazakhstan
-	MTSCHS (option) Permission for commissioning	Kazakhstan
	BelGIM (option) Metrology, measurement technology	Belarus
	UkrSEPRO (option) Metrology, measurement technology	Ukraine
	Uzstandard (option) Metrology, measurement technology	Uzbekistan
-	CPA (option) Metrology, measurement technology	China

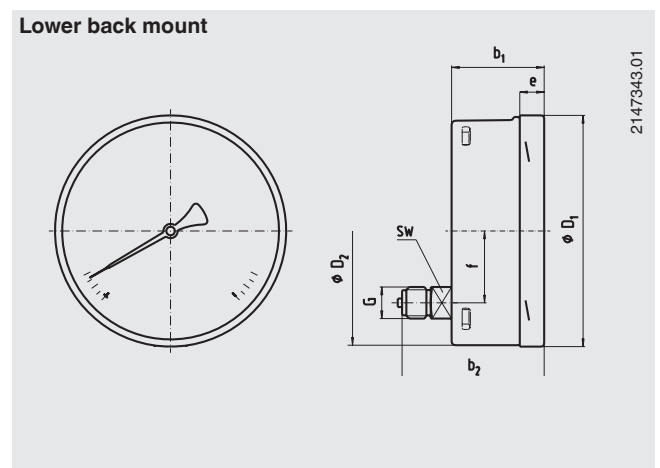
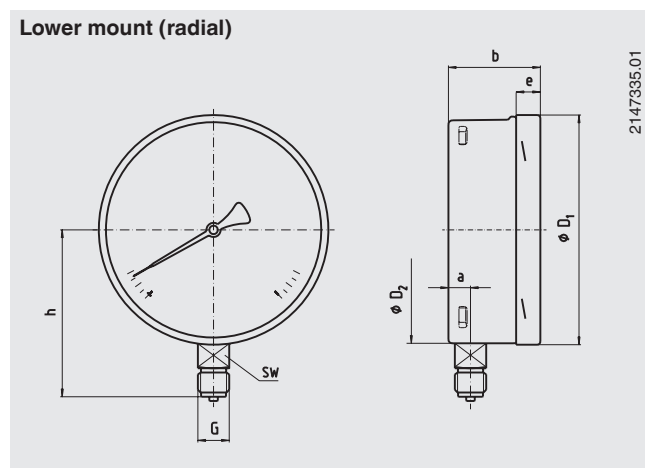
Certificates (option)

- 2.2 test report
- 3.1 inspection certificate

Approvals and certificates, see website

Dimensions in mm

Standard version



NS	Dimensions in mm											Weight in kg
	a	b	b ₁	b ₂	D ₁	D ₂	e	f	G	h ± 1	SW	
160	15.5	65.5	65.5	99	161	159	17.5	50	G ½ B	118	22	1.20

Process connection per EN 837-3 / 7.3

Ordering information

Model / Nominal size / Scale range / Connection size / Connection location / Options

© 12/2008 WIKA Alexander Wiegand SE & Co. KG, all rights reserved.
The specifications given in this document represent the state of engineering at the time of publishing.
We reserve the right to make modifications to the specifications and materials.

WIKA data sheet PM 06.09 · 11/2017

Page 4 of 4



WIKA Alexander Wiegand SE & Co. KG
Alexander-Wiegand-Straße 30
63911 Klingenberg/Germany
Tel. +49 9372 132-0
Fax +49 9372 132-406
info@wika.de
www.wika.de