

# Differential pressure gauge Model A2G-10

WIKA data sheet PM 07.40



for further approvals  
see page 5



## Applications

- For monitoring the differential pressure of air and other non-inflammable and non-aggressive gases
- Differential pressure monitoring in filters and clean rooms

## Special features

- Simple and quick mounting
- Two-part construction (measuring element and case)
- Integrated sealing element for direct installation in an air duct or instrument panel
- Available as a built-in or add-on version
- Maximum operating pressure 20 kPa



Differential pressure gauge, model A2G-10

## Description

The model A2G-10 differential pressure gauge is used for monitoring the differential pressure in ventilation and air-conditioning applications. The measuring ranges cover from 0 ... 50 Pa to 0 ... 12,500 Pa. Plus/minus ranges can be fulfilled from -100 ... +100 Pa to -1,500 ... +1,500 Pa.

The separated construction of the pressure measurement chamber and display area ensures that impurities from the process air do not settle on the back of the window. As a result of the 2-part construction (measuring element and mounting ring), the A2G-10 can be exceptionally easily and quickly mounted.

The differential pressure gauge is available with ingress protection IP54 and IP65.

The A2G-10 is available in two mounting variants. The built-in variant is notable for a fast and tool-free mounting. The differential pressure gauge features two G 1/8"-IG connections on the back, into which matching threaded pressure connections are screwed.

The add-on variant is mounted with three screws into an add-on case. Subsequently, the measuring capsule is placed into the case. The differential pressure gauge features two G 1/8"-IG connections on the back, into which matching threaded pressure connections are screwed. The position of each connection can be altered through 90° by rotating the add-on case.

In a special version, the A2G-10 is available as a silicone-free product.

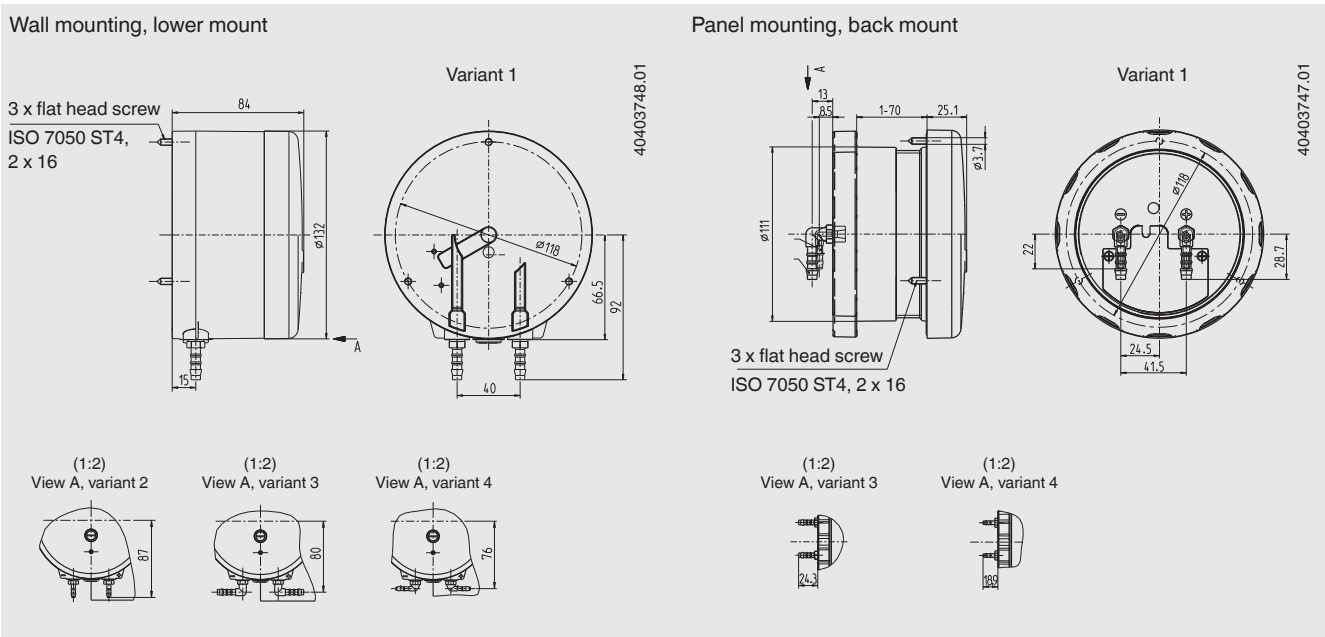
## Specifications

Differential pressure gauge, model A2G-10	
Nominal size	110 mm
Measuring range	0 ... 50 Pa to 0 ... 12,500 Pa, -100 ... +100 Pa to -1,500 ... +1,500 Pa other $\pm$ ranges on request also available in the measuring units kPa, inWC, mmWC and mbar
Accuracy class	$\pm 3$ % ( $\pm 5$ % with scale range $\leq 0 \dots 125$ Pa)
Process connection	G $\frac{1}{8}$ female, for hoses with inner diameter 4 or 6 mm
Separating diaphragm	Silicone (EPDM with silicone-free version)
Movement	Contact-free transmission (SWISS MOVEMENT)
Dial	Aluminium
Pointer	Plastic
Window	Makrolon (UV stabilised)
Basic case, built-in and add-on case	Plastic, glass-fibre reinforced
Standard accessories	3 mounting screws
Permissible temperatures	<ul style="list-style-type: none"> <li>■ Ambient temperature -30 ... +80 °C</li> <li>■ Medium temperature -16 ... +50 °C</li> </ul>
Ingress protection	IP54
Weight	235 g

## Options

- Ingress protection IP65
- Red mark pointer
- Internationally recognised traceable calibration certificate
- Measuring hose PVC or silicone, inner diameter 4 or 6 mm, length 25 m
- 2 duct connectors
- Output signal 4 ... 20 mA, 2-wire, power supply DC 14 V or output signal 0 ... 10 V, 3-wire, power supply DC 15 V (see data sheet PV 17.40)
- Without case
- Silicone-free version

# Dimensions in mm







## Accessories

Description		Order number
<b>Connections for static duct probes for ¼" pipes</b>		
	Insertion length 100 mm	40232956
	Insertion length 150 mm	40232964
	Insertion length 200 mm	40232972
<b>Combi hose connection</b>		
	Insertion length 100 mm	40232981
	Insertion length 150 mm	40232999
	Insertion length 200 mm	40233006
<b>Measuring hoses</b>		
	PVC hose, inner diameter 4 mm, roll at 25 m	40217841
	PVC hose, inner diameter 6 mm, roll at 25 m	40217850
	Silicone hose, inner diameter 4 mm, roll at 25 m	40208940
	Silicone hose, inner diameter 6 mm, roll at 25 m	40208958
<b>Duct connector for hose 4 and 6 mm</b>		40217507
		
<b>Weather protection</b>		40241564

## Threaded pressure connection

Description (set)	Order number
2 x Straight 4 mm	42501991
2 x Straight 6 mm	42501992
2 x Angular 4 mm	42501993
2 x Angular 6 mm	42501994

## Approvals

Logo	Description	Country
	<b>EAC</b> Import certificate	Eurasian Economic Community
	<b>GOST</b> Metrology, measurement technology	Russia
	<b>KazInMetr</b> Metrology, measurement technology	Kazakhstan
-	<b>MTSCHS</b> Permission for commissioning	Kazakhstan
	<b>UkrSEPRO</b> Metrology, measurement technology	Ukraine

## Certificates (option)

- 2.2 test report
- 3.1 inspection certificate

Approvals and certificates, see website

## Scope of delivery

- Differential pressure gauge
- Case (built-in or add-on version)
- Screw-in connections

## Ordering information

Model / Connection location / Wall mounting or panel mounting / Inner diameter of the threaded pressure connection / Scale range / Options

© 09/2008 WIKA Alexander Wiegand SE & Co. KG, all rights reserved.  
The specifications given in this document represent the state of engineering at the time of publishing.  
We reserve the right to make modifications to the specifications and materials.

