

Bourdon tube pressure gauge HP, stainless steel version Model 130.15

WIKA data sheet PM 02.19

Applications

- For gaseous and liquid, also aggressive media for demanding high purity applications, also in aggressive ambience
- For all HP (high purity) applications
- Semiconductor and flat panel industry
- Gas distribution systems
- Hook-up application

Special features

- Helium leak tested
- Electropolished case



Bourdon tube pressure gauge, HP, model 130.15.2"

Description

Nominal size

1 1/2", 2"

Accuracy class

NS 1 1/2": Grade B per ASME B40.1

NS 2": Grade A per ASME B40.1

Scale ranges

0 ... 1 to 0 ... 700 bar (0 ... 15 to 0 ... 10,000 psi)

or all other equivalent vacuum or combined pressure and vacuum ranges

Pressure limitation

Steady: 3/4 x full scale value

Fluctuating: 2/3 x full scale value

Short time: Full scale value

Permissible temperature

Ambient: -40 ... +60 °C

Medium: +100 °C maximum

Temperature effect

When the temperature of the measuring system deviates from the reference temperature (+20 °C):
max. ±0.4 %/10 K of full scale value

Ingress protection

IP 54 per EN 60529 / IEC 529

Standard version

Process connection

Stainless steel 316L,
lower mount (LM) or centre back mount (CBM)
Male thread ¼ NPT

Pressure element

Stainless steel 316L
< 100 bar: C-type
≥ 100 bar: Helical type
Leak tightness: Leak rate $\leq 10^{-9}$ mbar · l / s
Test method: Helium mass spectrometry

Movement

Stainless steel

Dial

Aluminium, white, black lettering, with pointer stop pin

Pointer

Aluminium, black

Case

Stainless steel, electropolished

Window

Polycarbonate
NS 1 ½": Snap-in window
NS 2": Screw-fitted on case (twist lock)

Cleaning

Cleaned for oxygen service per ASME Level IV

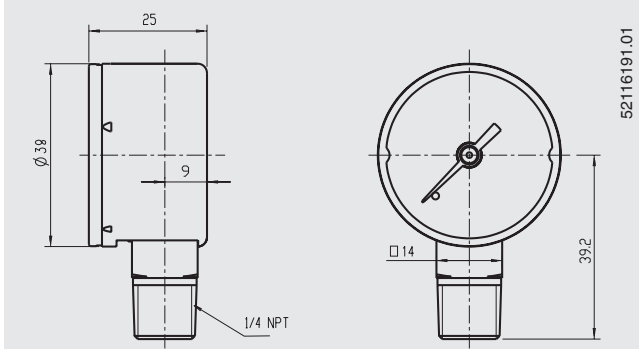
Options

- Other process connection
- Process connection surface finish $Ra \leq 0.3 \mu m$
- Dual scale

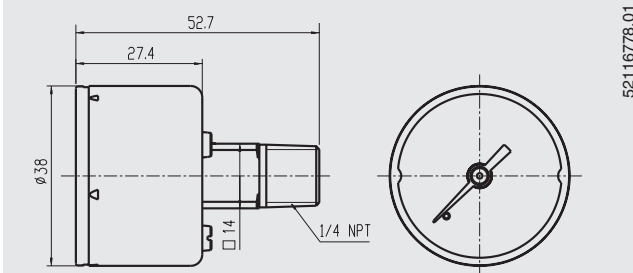
Dimensions in mm

Standard version NS 1 1/2"

Lower mount (LM)

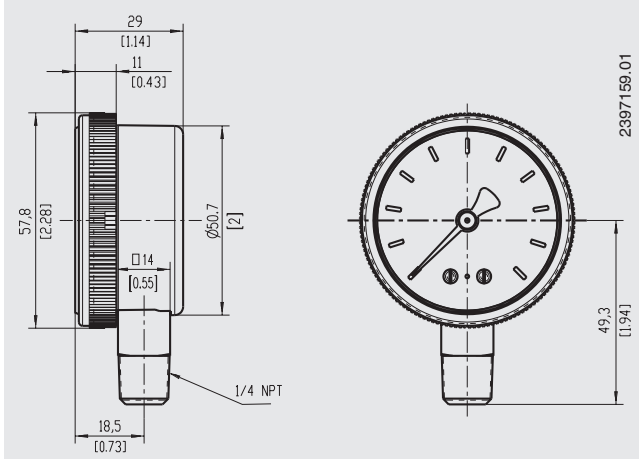


Centre back mount (CBM)

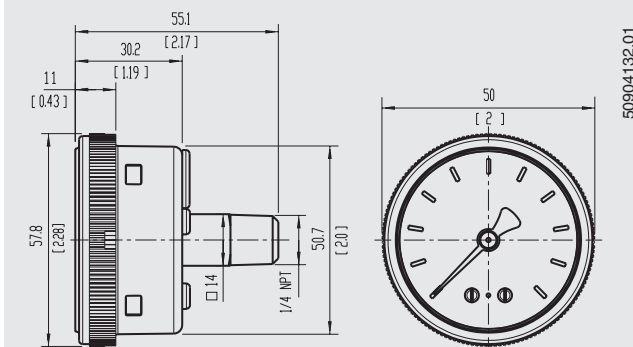


Standard version NS 2"

Lower mount (LM)



Centre back mount (CBM)



Ordering information

Model / Nominal size / Scale range / Connection size / Connection location / Options

© 2007 WIKA Alexander Wiegand SE & Co. KG, all rights reserved
The specifications given in this document represent the state of engineering at the time of publishing.
We reserve the right to make modifications to the specifications and materials.



WIKA Alexander Wiegand SE & Co. KG
Alexander-Wiegand-Straße 30
63911 Klingenberg/Germany
Tel. (+49) 9372/132-0
Fax (+49) 9372/132-406
E-mail info@wika.de
www.wika.de